

a. adGate Air ROUND



Resolution: 120 ppi – 1:1 scale



File format: PDF



Color: CMYK - Coated FOGRA39



flattened file (no layers),
no print marks,
no overprint attribute,
no bleeds,
do not change the size of the template,
convert fonts to curves,
suggested black color parameters for
backlighting: C78 M85 Y90 K100



Remove the red and blue lines before saving the files. Leaving the line on will result in it being printed as a design element! In order to properly display the advertisement, all important elements should be inside the protective area marked with **red line**. The background and graphics must fill the entire project area. The shape of the cutting die, including the seam and keder area, is marked **blue line**. The yellow lines indicate the technical area for sewing tunnels and structural elements – fill it with a solid color.





Download and work on the graphic design template found on the next page of this PDF. If there is more than one, prepare the designs in separate files.



Guideline Label Legend:

Product shape



Safe area (place here elements that should not be trimmed, e.g. logo or text).
Remember to remove all lines from the design.



base-a

1917 x 536 [mm]

Print Gate Round



base-b

1917 x 536 [mm]

Print Gate Round



top

1999 x 1041 [mm]

Print Gate Round



top

1999 x 1041 [mm]

Print Gate Round



top

1999 x 1041 [mm]

Print Gate Round



top

1999 x 1041 [mm]

Print Gate Round



left side a
1348 x 998 [mm]

Print Gate Round



left side b
1348 x 998 [mm]

Print Gate Round



right side a
1348 x 998 [mm]

Print Gate Round



right side b
1348 x 998 [mm]

Print Gate Round



right side a
1348 x 998 [mm]

Print Gate Round



right side b
1348 x 998 [mm]

Print Gate Round



left side a
1348 x 998 [mm]

Print Gate Round



left side b
1348 x 998 [mm]

Print Gate Round