



a. adTent Air Premium 4x6 (stelaż+ dach)


 **Resolution:** 1200 ppi – 1:10 scale


 **File format:** PDF

 **Color:** CMYK - Coated FOGRA39

 flattened file (no layers),
no print marks,
no overprint attribute,
no bleeds,
do not change the size of the template,
convert fonts to curves,
suggested black color parameters for
backlighting: C78 M85 Y90 K100



 Be sure to remove the red, blue, and yellow lines before saving the files. Leaving the line on will result in it being printed as a design element! In order to properly display the advertisement, all important elements should be inside the protective area marked with **red line**. The background and graphics must fill the entire project area. The shape of the cutting die, including the seam and keder area, is marked **blue line**. The yellow lines indicate the technical area for sewing tunnels and structural elements – fill it with a solid color.

 Download and work on the graphic design template found on the next page of this PDF. If there is more than one, prepare the designs in separate files.

 Guideline Label Legend:

Product shape

Safe area (place here elements that should not be trimmed, e.g. logo or text).
Remember to remove all lines from the design.



roof1

287 x 175 [mm]

Wydruk Adtent Air premium 4x6 (dach)



roof2

497 x 175 [mm]

Wydruk Adtent Air premium 4x6 (dach)



roof3

287 x 175 [mm]

Wydruk Adtent Air premium 4x6 (dach)



roof4

497 x 175 [mm]

Wydruk Adtent Air premium 4x6 (dach)



leg 1

295 x 199 [mm]

Wydruk Adtent Air premium 4x6 (same nogi 4)



leg2

295 x 199 [mm]

Wydruk Adtent Air premium 4x6 (same nogi 4)